

## DDS238-4 W RS485 type single phase remote control watt hour meter (D1408)



The meter is designed to measure single phase two wire AC active energy variable parameter like residential, utility and industrial application. It has remote read communication port RS485. It is a long life meter with the advantage of high stability, high over load capability, low power loss and small volume .

### Basic Function

- ★LCD display, touch button for LCD display step by step
- ★ Bi-directional total active energy, reverse active energy measure in the total active energy
- ★ The meter also display real voltage, real current, real power, real power factor, real frequency, import active energy, export active energy
- ★RS485 communication port, MODBUS-RTU protocol
- ★Remote control on/off with RS485 communication port
- ★Pulse LED indicates working of meter, Pulse output with optical coupling isolation
- ★Energy data can store in memory chip more than 15 years after power off
- ★35mm din rail installation, bottom type wire connection

### Technical Data

Rate voltage	110V~270V(wide voltage operation)
--------------	-----------------------------------

**Noting : other voltage , current are also available . Other function also can be special design as customer requirement**

## DDS238-4 W RS485 type single phase remote control watt hour meter (D1408)

Working voltage range	0.8~1.2Un
Rate Current	5(60)A
Frequency	50Hz or 60Hz ± 10%
Connection mode	Direct type
Display	LCD
Accuracy class	1.0
Power consumption	<0.5W/5VA
Start current	0.004Ib
AC voltage withstand	4000V/25mA for 60 sec
Impulse Voltage	6kV 1.2μs waveform
Over current withstand	30I <sub>max</sub> for 0.01s
IP grade	IP20
Constant	1600~3200 imp/kWh
Pulse output	Passive pulse, pulse width is 80 ± 5 ms
Communication port	RS485 port, baud rate 1200~9600 bps, default is 9600bps, address 1~247, None parity, stop bits 1, data bits 8.
Executive standard	DIN 43880, IEC62053-21, IEC62052-11, MODBUS-RTU
Outline dimension LxMxH	93x76x78mm
Weight	Approx 0.36kg

### Accuracy

Voltage	0.5%
Current	0.5%
Power Factor	1%
Active power	± 1%
Reactive Power	± 2%
Active Energy (kWh)	Class 1.0

### Environment

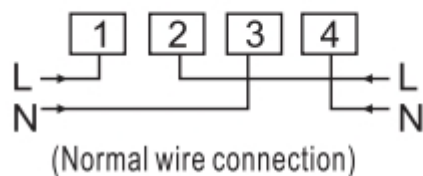
Operating temperature	-25°C~55°C
Storage temperature	-40°C~80°C
Reference temperature	23°C ± 2°C
Relative humidity	0 to 95%, non-condensing
Altitude	Up to 2500m
Warm up time	10s
Mechanical Environment	M1
Electromagnetic Environment	E2
Degree of pollution	2

**Noting : other voltage , current are also available . Other function also can be special design as customer requirement**

# DDS238-4 W RS485 type single phase remote control watt hour meter (D1408)

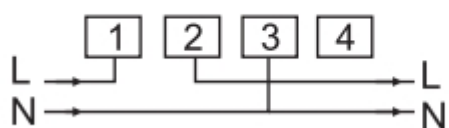
## Wire connection

PHOTO1



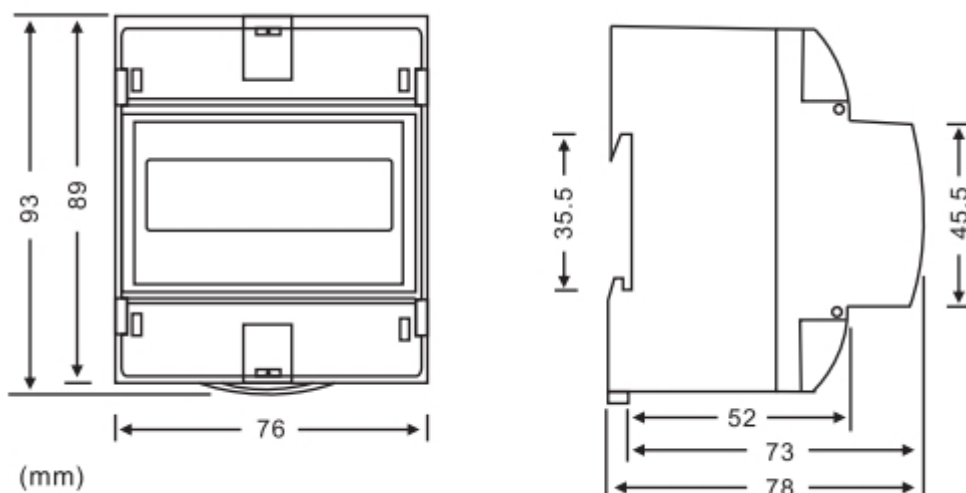
⑥ ⑤  
+ -  
Impulse

PHOTO2



② ①  
A B  
RS485

## Outline dimension



**Noting** : other voltage , current are also available . Other function also can be special design as customer requirement